



**BERENBERG**  
PRIVATBANKIERS SEIT 1590

FUND

Data as of 31.10.2024

## HC Berenberg Europe ex UK Focus Fund GBP FI

Actively managed equity fund

### Investment Strategy

The investment objective of the Berenberg Europe ex UK Focus Fund is to achieve long-term capital-growth that outperforms the benchmark MSCI Europe ex UK Index over a medium to long-term period. The main driver for this is the underlying above-average and sustainable profit growth of the selected companies. These companies are based in Europe (excluding UK), but often operate globally. The fund management invests in companies that achieve sustainable growth over long periods with high profitability. The decisive criteria for these business models are high entry barriers, end markets with structural growth and excellent management teams.

- Growth-oriented fund
- Concentrated portfolio of about 40 - 50 stocks
- All cap approach, i.e. exploiting investment opportunities across all market segments
- Long-term investment horizon and therefore low portfolio turnover
- Active approach, i.e. index weights do not have influence on individual stock selection

### Performance

In accordance with the EU regulation "MiFID" (Markets in Financial Instruments Directive), as well as its implementation in national law, information on performance may only be shown if it covers a period of at least 12 months.

### Fund management comment

The US elections, increased geopolitical risks in the Middle East and a mixed reporting season underpin the increasing volatility on the capital markets. Last month, ASML shares underperformed the market. The company presented solid quarterly figures in the middle of the month, but the order book was well below expectations. Campari's shares performed poorly following a surprising change of CEO. With the third-quarter report, which was again significantly worse than expected, the shares fell to their lowest level since March 2020. We exited the position. SAP performed positively after the company reported solid quarterly figures and raised its outlook. Positive analyst recommendations helped the Italian IT consultant Reply to make significant gains in October. In October, we initiated a first position in the Swedish roof box provider Thule. We sold Sandvik, Campari, Bechtle and Comet.

### Fund data

#### Security Codes

ISIN IE000C6LBFJ7  
WKN A40F6X

#### Inception date

10.07.2024

#### Fund manager

Matthias Born  
Oliver Fritz

#### NAV per Share (31.10.2024)

GBP 92.84

#### Fund size

GBP 21.85 million

#### Share class volume

GBP 5.66 million

#### Currency Fund / Share Class

GBP / GBP

#### Appropriation of income

accumulation

#### End of financial year

31 December

#### Management Company

Harrington Cooper Asset Management Limited

#### Custodian

Northern Trust Fiduciary Services (Ireland) Limited

#### Asset Manager

Joh. Berenberg, Gossler & Co. KG

#### Registration and Distribution

GB, IE

#### Cut-off/Settlement

daily/T+2

#### Cut-off time

12:00 p.m.  
(Ireland time) T-1

#### Overall Morningstar Rating™

not rated

### Sustainability

#### Article 8 Funds

SFDR Classification (Sustainable Finance Disclosure Regulation)

#### ESG Elements

- ✓ Exclusion Criteria
- ✓ Controversies Screen
- ✓ Active Ownership
- Impact focused


Signatory of:





**Allocation of the portfolio**

(in % of fund assets)



**Top 10 positions**

(in % of fund assets)

SAP SE	7.88
SCHNEIDER ELECTRIC SE	5.51
NOVO-NORDISK AS	4.59
ASML HOLDING NV	4.28
DEUTSCHE BOERSE AG	4.05
ALCON, INC.	3.19
REPLY S.P.A. AZIONI NOM. EO 0,	3.06
COMPAGNIE FINANCIERE RICHEMONT	2.98
STRAUMANN HOLDING AG	2.95
ADYEN	2.87

**Additional fund information**

**Issue Surcharge**  
none

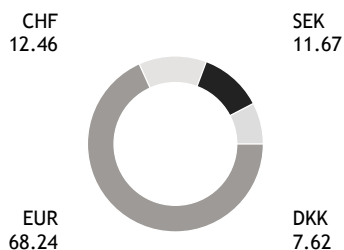
**Total Expense Ratio (TER)**  
0.02 %

**Performance fee**  
none

**Minimum investment**  
GBP 300,000,000

**Currency allocation**

(in % of fund assets)



**Shares**

**Top 10 Country allocation**

(in % of share capital)

23.95	Germany
15.01	Netherlands
12.46	Switzerland
11.67	Sweden
10.59	Italy
8.87	France
7.62	Denmark
4.10	Finland
2.25	United Kingdom
1.82	Austria

**Sector allocation**

(in % of share capital)

22.68	Health Care
21.39	Information Technology
19.98	Industrials
15.23	Financials
10.16	Consumer Discretionary
4.11	Materials
2.20	Communication Services
0.84	Energy

Sources: Berenberg, Capital Management Company  
As of: 31.10.2024



# HC Berenberg Europe ex UK Focus Fund GBP FI

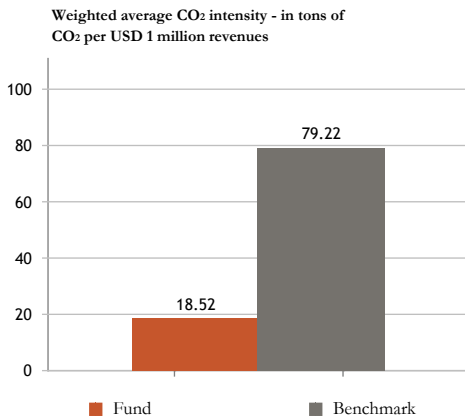
Actively managed equity fund

## Consideration of ESG Elements

Identifying companies and business models that will be successful in the long term is the basis for good investment decisions. Environmental, Social and Governance (ESG) factors are key factors in decision making and are therefore integral components of the investment process.

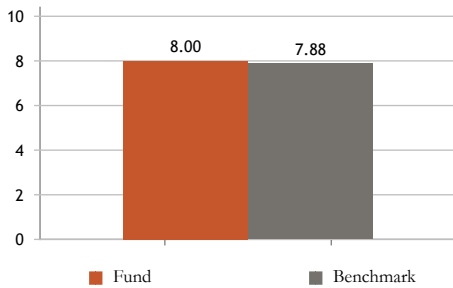
### CO<sub>2</sub> Intensity

The fund does not actively manage its carbon footprint, however, emissions data such as CO<sub>2</sub> intensity are relevant parameters which can be used to assess the efficient management of a company and the extent of transition risks.



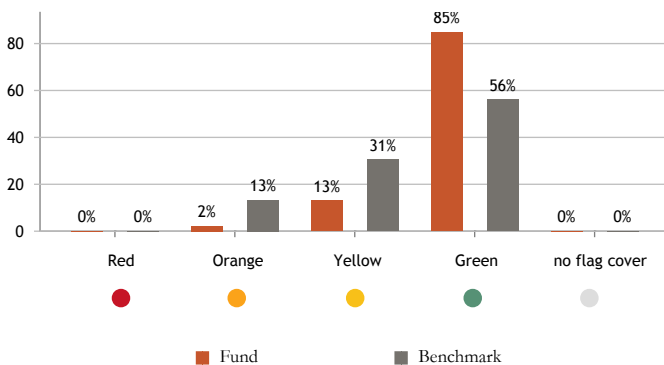
### ESG Score

The data provider MSCI ESG uses an ESG score of 0 to 10 to assess the management of material ESG risks of portfolio holdings compared to competitors.



### ESG Controversies Screen

Investments in the fund are monitored for ESG controversies and, with the help of MSCI ESG data, flagged according to their severity. Thereby, potential ESG risks of investments are identified. In the case of an orange flag (severe controversy), we enter into an active exchange with the company. In the case of a red flag (very severe controversy), the company is excluded.



**Benchmark for ESG metrics:** MSCI Europe ex UK

Portfolio as of 31 Oct 2024. Source: MSCI ESG, own calculations and presentation. Certain information © 2023 MSCI ESG Research LLC. Reproduced by permission. Data coverage for fund and benchmark: graph "CO<sub>2</sub>-Intensity" (100.00%/100.00%), graph "ESG Score" (100.00%/100.00%). Liquidity and securities which are not covered by MSCI ESG are excluded from the calculation of the ESG metrics for the fund as well as the benchmark. The weights of the remaining fund and benchmark components are normalised to 100%.

## Glossary & Methodology

### Active Ownership

The term "Active Ownership" encompasses all our activities where we, as an investor, attempt to positively influence a company's management of ESG aspects. This includes Engagement, i.e. direct dialogue with companies to discuss specific ESG objectives as well as proxy voting, i.e. our voting recommendations to our fund administrator, which then exercises the voting rights at general meetings.

### CO<sub>2</sub> Intensity

The CO<sub>2</sub> Intensity (Scope 1 & 2 emissions) per company is multiplied by its portfolio weight (current value of the investment by current portfolio value) and summed up. This weighted average CO<sub>2</sub> Intensity provides an indication of the portfolio's exposure to CO<sub>2</sub>-emission intensive companies.

### ESG Score

Using a score between 0 (lowest) and 10 (highest), MSCI ESG assesses the ability of portfolio holdings to identify and manage environmental, social and governance-related risks compared to peers. The ESG scores are assigned at the holding level and are aggregated at the portfolio level as the weighted average ESG Score.

### ESG Controversies Screen

MSCI ESG analyses controversial business practices from the five areas environment, human rights, labour rights & supply management, customers and governance. The controversies are rated according to their reputational risk as well as the operational handling by a flagging system. Green indicates no or weak controversies, yellow indicates moderate controversies, orange indicates severe controversies and red indicates very severe controversies.



### Opportunities

- High return potential of stocks over the long-term
- Development of growth stocks occasionally above average
- Development of small cap stocks above average in certain phases
- Possible additional earnings through individual value analysis and active management

### Risks

- High susceptibility of shares to fluctuation, price losses possible
- Share value may fall below the purchase price at which the customer acquired the share
- Below-average development of growth stocks possible at times
- Below-average development of small stocks possible at times
- No guarantee of success for individual value analysis and active management
- Concentration risk due to focus on investments in the Euro currency and European region
- Foreign currency investments and transactions denominated in foreign currencies are subject to exchange rate risks

Further details on the opportunities and risks of this fund can be found in the sales prospectus.

### Important notes:

The information on this document should be considered non-independent as Harrington Cooper LLP and Harrington Cooper Asset Management Limited have been retained by Joh. Berenberg, Gossler & Co. KG or the promotion of the strategies and funds to professional investors in the United Kingdom and the European Union. This document does not constitute or form part of any offer to issue or sell, or any solicitation by Harrington Cooper LLP, Harrington Cooper Asset Management Limited, Joh. Berenberg, Gossler & Co. KG or any of their affiliates, of any offer to subscribe or purchase any securities mentioned herein. The information in this document should not be construed as the making of a personal recommendation or the giving of investment advice or recommending the undertaking of any investment activity either within or outside the United Kingdom. No investment decisions should be made without first reviewing the prospectus for the Harrington Cooper UCITS Funds ICAV in conjunction with the fund supplement and the PRIIPS KID/ UCITS KIID for the share class, a summary of the investor rights and any other supplementary information, which can be obtained free of charge from <http://harringtoncooper.com/harrington-cooperasset-management-funds/>. The Prospectus and supplements for the fund are available in English. The PRIIPS KID and UCITS KIID as applicable are available in English. Where required under national rules, the key information document will also be available in the local language of the relevant EEA Member State. A decision may be taken at any time to terminate the arrangements made for the marketing of the Funds on the Harrington Cooper UCITS Funds ICAV in any EEA Member State in which it is currently marketed. In such circumstances, Shareholders in the affected EEA Member State will be notified of this decision and will be provided with the opportunity to redeem their shareholding in the Fund free of any charges or deductions for at least 30 working days from the date of such notification. The value of all investments and any income derived therefrom can decrease as well as increase and capital may be lost. This information is not for use within any country or with respect to any person(s) where such use could constitute a violation of the applicable law. This document is only for professional clients or eligible counterparties (or such persons whom it may lawfully be issued or directed) In particular, any investment or services to which this document may relate are not intended for retail clients and will not be made available to retail clients. No representation, warranty or undertaking, expressed or implied, is given as to the accuracy, timeliness or completeness of the information and no liability is accepted by Harrington Cooper LLP or Harrington Cooper Asset Management Limited or Joh. Berenberg, Gossler & Co. KG or their affiliates for the information or opinions contained in this document. Management company and distributor (European Union): Harrington Cooper Asset Management Limited, which is regulated by the Central Bank of Ireland. Registered office: Block A, One Park Place, Upper Hatch Street, Dublin 2, Ireland. Harrington Cooper UCITS Funds ICAV is authorised and regulated by the Central Bank of Ireland. Distributor (UK): Harrington Cooper LLP, which is authorised and regulated by the Financial Conduct Authority, is a Limited Liability Partnership registered in England and Wales under registration number OC319697. Registered office: The Royal Exchange, 2 Royal Exchange Steps, London, EC3V 3DG, United Kingdom. Telephone: +44 0 207 043 0500.



**Benchmark:** Neither MSCI nor any other party involved in or related to compiling, computing or creating the MSCI data makes any express or implied warranties or representations with respect to such data (or the results to be obtained by the use thereof), and all such parties hereby expressly disclaim all warranties of originality, accuracy, completeness, merchantability or fitness for a particular purpose with respect to any of such data. Without limiting any of the foregoing, in no event shall MSCI, any of its affiliates or any third party involved in or related to compiling, computing or creating the data have any liability for any direct, indirect, special, punitive, consequential or any other damages (including lost profits) even if notified of the possibility of such damages. No further distribution or dissemination of the MSCI data is permitted without MSCI's express written consent.

**Sector Allocation by GiCS** The Global Industry Classification Standard ("GICS") was developed by and is the exclusive property and a service mark of MSCI Inc. ("MSCI") and Standard & Poor's, a division of the McGraw-Hill Companies, Inc. ("S&P") and is licensed for use by Joh. Berenberg, Gossler & Co. KG. Neither MSCI, S&P nor any third party involved in making or compiling the GICS or any GICS classifications makes any express or implied warranties or representations with respect to such standard or classification (or the results to be obtained by the use thereof), and all such parties hereby expressly disclaim all warranties of originality, accuracy, completeness, merchantability and fitness for a particular purpose with respect to any of such standard or classification. Without limiting any of the foregoing, in no event shall MSCI, S&P, any of their affiliates or any third party involved in making or compiling the GICS or any GICS classifications have any liability for any direct, indirect, special, punitive, consequential or any other damages (including lost profits) even if notified of the possibility of such damages.

**On MSCI ESG Research:** Although Joh. Berenberg, Gossler & Co. KG's information providers, including without limitation, MSCI ESG Research LLC and its affiliates (the "ESG Parties"), obtain information (the "Information") from sources they consider reliable, none of the ESG Parties warrants or guarantees the originality, accuracy and/or completeness, of any data herein and expressly disclaim all express or implied warranties, including those of merchantability and fitness for a particular purpose. The Information may only be used for your internal use, may not be reproduced or disseminated in any form and may not be used as a basis for, or a component of, any financial instruments or products or indices. Further, none of the Information can in and of itself be used to determine which securities to buy or sell or when to buy or sell them. None of the ESG Parties shall have any liability for any errors or omissions in connection with any data herein, or any liability for any direct, indirect, special, punitive, consequential or any other damages (including lost profits) even if notified of the possibility of such damages.

**Berenberg**

Joh. Berenberg, Gossler & Co. KG  
Neuer Jungfernstieg 20  
20354 Hamburg  
Deutschland

phone: +49 69 91 30 90-472  
selin.ceylan@berenberg.de  
www.berenberg.de